

2022

SHORT COURSES

CTCFD
cape town college of fashion design

WWW.CTCFD.CO.ZA


SHORTCOURSES@CTCFD.CO.ZA

CONTENTS

**INTRODUCTION
SUMMARY OF COURSES
SHORT COURSES
TERMS & CONDITIONS**

ABOUT OUR COURSES

CTCFD'S PART-TIME SPECIALIZED SHORT COURSES ARE A GREAT ALTERNATIVE TO FULL TIME STUDY FOR ANYONE LOOKING TO EXPAND THEIR KNOWLEDGE IN A FASHION RELATED CAREER, WANTING TO EXPLORE A NEW DIRECTION, OR WANTING TO ACQUIRE FASHION RELATED SKILLS. A CENTRE FOR HIGHER EDUCATION, CTCFD'S SPECIALLY STRUCTURED SHORT COURSE MODULES WILL ENHANCE KNOWLEDGE IN THE FASHION INDUSTRY AS WELL AS GIVE A SAMPLING OF WHAT CTCFD'S FULL TIME DIPLOMA PROGRAMME HAS TO OFFER. OUR HIGHLY SKILLED FACILITATORS WILL GUIDE THE STUDENT THROUGH EACH OF THE COURSES. ALL OF CTCFD'S PART-TIME SHORT COURSES PRESENT MATERIAL THAT IS ACCESSIBLE TO HIGH SCHOOL STUDENTS (FROM GRADE 10/16 YEARS OF AGE), AS WELL AS ADULT STUDENTS AND ARE RUN ON A SATURDAY MORNING TO ALLOW STUDENTS TO CONTINUE WORKING OR STUDYING.



COURSES INCLUDE:

- FASHION 101
- DIGITAL FASHION DESIGN
- STYLING
- TAILORING
- LEARN SEWING BASICS
- AND MUCH MORE!*

FOUNDATION LEVEL

COURSE NAME	CODE	FEB-JUNE	JULY-NOV	DURATION	REG FEE	COURSE FEE	TOTAL COST
LEARN SEWING BASICS	LSB	5 MARCH	27 AUGUST	8 WEEKS (8 X 2HRS)	R1500	R1000	R2500
GARMENT TECHNOLOGY FOUNDATION PRINCIPLES	GTFP 1 GTFP 2	5 MARCH - 2 JUNE	27 AUGUST	18 WEEKS (8 X 4HRS)	R3500	R3500	R7000
FASHION 101	FD	5 MARCH	27 AUGUST	10 WEEKS (10 X 3HRS)	R2000	R1500	R3500
INTRODUCTION TO FASHION BUYING	BP	5 MARCH	27 AUGUST	8 WEEKS (8 X 2HRS)	R1500	R1500	R3000
DIGITAL FASHION APPLICATION	DFA	5 MARCH	27 AUGUST	14 WEEKS (15X 3HRS)	R2500	R3000	R5500
STYLING	STL	4 JUNE		8 WEEKS (8X 2HRS)	R1500	R1500	R3000

ADVANCED LEVEL

GRADING	GRAD	6 AUGUST		4 WEEKS (4 X 4HRS)	R2000	-----	R2000
GARMENT TECHNOLOGY -LINGERIE	GTLN	5 MARCH		10 WEEKS (10 X 4HRS)	R2500	R2000	R4500
GARMENT TECHNOLOGY -EVENINGWEAR	GTEW	4 JUNE		8 WEEKS (8 X 4HRS)	R1500	R1500	R3000
GARMENT TECHNOLOGY -TAILORING	GTTL	6 AUGUST		8 WEEKS (4 X 2HRS)	R1500	R1500	R3000
GARMENT TECHNOLOGY -MENSWEAR	GTMW	4 JUNE		10 WEEKS (10 X 4HRS)	R2500	R2000	R4500
GARMENT TECHNOLOGY -ACTIVE & LOUNGEWEAR	GTAL	4 JUNE		4 WEEKS (4 X 4HRS)	R1500	R1000	R2500

WORKSHOP

TEEN HOLIDAY WORKSHOP	THW	4 - 8 JULY (TBC)	MONDAY -FRIDAY 9AM-1PM	R800
-----------------------	-----	------------------	---------------------------	------

LEARN SEWING BASICS

THIS IS AN 8 WEEK COURSE OF 2 HOUR SESSIONS ONCE A WEEK ON A SATURDAY. LEARN TO USE A SEWING MACHINE, INSERT ELASTIC, ZIPS, BUTTONS AND HEMS. ALL BASIC SEWING METHODS REQUIRED FOR GARMENT CONSTRUCTION WILL BE COVERED. LEARN TO READ STORE BOUGHT PATTERNS, ANALYZE MEASUREMENTS AND LEARN TO CONSTRUCT GARMENTS UTILIZING PROVIDED PATTERNS. ALL THE BASICS WILL BE COVERED AND TWO EXCITING PROJECTS WILL BE ACCOMPLISHED. THIS MODULE STARTS FROM THE ABSOLUTE BASICS AND IS HIGHLY SUITABLE TO THOSE WHO HAVE NO PREVIOUS EXPERIENCE WITH SEWING AND PATTERNS.



STUDENTS WILL LEARN

- ANALYSIS OF STORE BOUGHT PATTERNS
- SIZING AND BASIC MEASUREMENTS
- THE FUNDAMENTALS OF SEWING MACHINE
- BASIC SEWING METHODS

R2500

GARMENT TECHNOLOGY FOUNDATION PRINCIPLES

The Garment Technology Foundation course introduces students to pattern design and garment construction through practical application. This 18 week short course focuses on the female bodice skirt, and trousers looking at the full process from pattern drafting and manipulation through to cutting and the completion of garments.

The understanding of flat pattern adaptation aids a garment technologist in creating a garment with innovative cuts and construction. By the end of the course, not only will students have an understanding of basic pattern manipulation and garment construction, they will be armed with the knowledge of drafting well-fitting blocks that form the base of every garment.

Students will be guided through an introduction to pattern making, drafting their own skirt, trouser and bodice blocks. Then, utilizing a basic size 34, students will draft the pattern for a shirt, including adaptations for collar, cuff, button stand, button holes and binding. Further into the course the pattern for a basic A-Line skirt will be covered. Moving onto the trousers, students will adapt the basic block to include pockets, fly zip and turn-ups.

Following the pattern making portion of the course, students will discuss and apply the correct way to lay patterns onto fabric for cutting. Students will then be guided through the correct construction techniques for the skirt, trouser and shirt, giving them a well-rounded understanding of the basic process of creating ready-to-wear garments

R7000



FASHION 101

THIS 10 WEEK FASHION DESIGN COURSE
AIMS TO TEACH THE FUNDAMENTAL
PRINCIPLES OF FASHION ILLUSTRATIONS, AS WELL
AS THE VARIOUS ELEMENTS INVOLVED
IN CREATING AN ACHIEVABLE
DESIGN. STUDENTS WILL GAIN AN UNDERSTANDING OF
ILLUSTRATIONS TECHNIQUES AS WELL AS
THE COMPONENTS THAT ARE
ESSENTIAL IN THE FASHION DESIGN SECTOR. STUDENTS
WILL BE OFFERED A POINT OF INSPIRATION AFTER A SITE VISIT,
AFTER WHICH THEY WILL DESIGN AND
CREATE A DESIGN OF THEIR OWN.



STUDENTS WILL LEARN:

- HOW TO DRAW FASHION FACES,HANDS & FEET
- HOW TO DRAW A FASHION FIGURE
- GARMENT ILLUSTRATION: TEXTURE & PRINT RENDERING
- HAND RENDERED TECHNICAL DRAWINGS
- THE DESIGN CYCLE
- MOODBOARDS
- STORYBOARDS
- GARMENT REALIZATION

R3000

INTRODUCTION TO FASHION BUYING

ONE OF THE FASHION INDUSTRY'S MOST WELL-KNOWN CAREER PATHS IS THAT OF A RETAIL BUYER. RETAIL BUYERS ARE RESPONSIBLE FOR PLANNING, SELECTING, AND PURCHASING QUANTITIES OF MERCHANDISE THAT ARE THEN SOLD IN RETAIL STORES. THIS SHORT COURSE IS DESIGNED AS AN INTRODUCTORY COURSE, OFFERING AN OVERVIEW INTO THE BUYING PROCESS FOR THE FASHION RETAIL SECTOR.

THE 10 WEEK COURSE WILL INCLUDE THE FOLLOWING:

- THE ROLE OF THE FASHION BUYER AND THEIR DAY-TO-DAY ACTIVITIES AND RESPONSIBILITIES
- AN OVERVIEW OF THE BUYING CYCLE AND TIMELINES INVOLVED IN THE BUYING PROCESS
- ANALYZE CUSTOMER PROFILES AND WHAT INFLUENCES THEM TO BUY
- TREND AND RETAIL ANALYSIS AND WHERE TO FIND THE RELEVANT INFORMATION
- DISCUSS THE IMPORTANCE OF COMPETITOR ANALYSIS
- WHERE TO SOURCE MERCHANDISE AND FACTORS THAT INFLUENCE COST
- AS PART OF THE COURSE WE WILL LOOK AT RANGE PLANNING AND HOW TO BUILD AND SELECT THE APPROPRIATE MERCHANDISE FOR AN EFFECTIVE PRODUCT RANGE



R3000



DIGITAL FASHION APPLICATION



AS THE FASHION SECTOR RELIES MORE HEAVILY ON DIGITAL APPLICATION, IT IS IMPORTANT FOR A FASHION DESIGNER TO HAVE THE KNOWLEDGE OF THE PROGRAMS BEING USED IN INDUSTRY. CTCFD'S DIGITAL FASHION APPLICATION COURSE OFFERS AN IN-DEPTH LOOK AT THE FASHION DESIGN INDUSTRY'S MOST USED PROGRAMS: ADOBE PHOTOSHOP, ADOBE ILLUSTRATOR, ADOBE INDESIGN.

THIS 14 WEEK COURSE WILL GUIDE THE STUDENT THROUGH BASIC NAVIGATION, AND LATER THE FASHION APPLICATION OF EACH OF THESE PROGRAMS, WITH SPECIAL ATTENTION TO:

- DIGITAL TECHNICAL DRAWINGS USING ADOBE ILLUSTRATOR
- DIGITAL RENDERING USING ADOBE PHOTOSHOP
- CORRECT LAYOUT OF TREND & STORYBOARDS USING ADOBE INDESIGN



R5500

STYLING

THE AIM OF THIS 8 WEEK COURSE IS TO DEVELOP STUDENTS STYLING SKILLS IN A VARIETY OF FIELDS: THE FOCUS OF THE COURSE IS ON THE APPLICATION OF KNOWLEDGE DISCUSSED IN CLASS, TO COMPLETE VARIOUS PRACTICAL EXERCISES AND TO REFLECT AN UNDERSTANDING OF STYLING PRINCIPLES. THE FINAL OUTCOME IS TO STYLE A COLLABORATIVE SHOOT CONTAINING 6 LOOKS.

STUDENTS WILL BE REQUIRED TO SOURCE AND STYLE FOR A COLLABORATIVE EDITORIAL SHOOT CONTAINING 6 LOOKS, ACCORDING TO THEMES DEVELOPED BY THEMSELVES AND FOR A SEASON ALLOCATED BY THE LECTURER

R3000



WHERE THE PAST AND FUTURE COLLIDES



HAIR:
- WET
- SLICKED BACK
- TUCKED BEHIND EARS

MAKE - UP :
- SUBTLE
- NATURAL LOOK
- LIP GLOSS
- BLUE EYESHADOW
- ROSE CHEEKS

ACCESSORIES :
- HONORAH SILK
- SCARVES
- SUNGLASSES
- LEATHER BRIEFCASE

SHOES :
- CHELSEA BOOTS

Anti-ego
BY LINDA

STUDENTS WILL LEARN

- ADVERTORIAL& EDITORIAL STYLING
- VISUAL MERCHANDISING
- PERSONAL CLIENT STYLING
- BODY SHAPES&FASHION TERMS
- HOW TO MANAGE ONESELF AS A FREELANCE STYLIST

SPECIALIZED PRINCIPLES

GRADING


THIS COURSE IS SUITABLE FOR CANDIDATES WANTING TO LEARN THE FOUNDATION PRINCIPLES OF PATTERN GRADING. GRADING IS THE PROCESS OF CONVERTING A SAMPLE SIZE PATTERN INTO ADDITIONAL SIZES. GRADING IS A COMPLIMENTARY PATTERN MAKING SKILL THAT CAN BE APPLIED TO PATTERN DESIGN ELEMENTS. STUDENTS WILL COVER THE FOUNDATION PRINCIPLES OF GRADING FOR A BODICE, A SLEEVE AS WELL AS A SKIRT WITHIN THIS 4 WEEK COURSE.


R2000



STUDENTS WILL LEARN

- GRADING OF BODICE
- GRADING OF SLEEVE
- GRADING OF A SKIRT





R4500

SPECIALIZED PRINCIPLES

LINGERIE

IN THIS 10 WEEK COURSE, STUDENTS WILL BE INTRODUCED TO THE PRINCIPLES OF LINGERIE PATTERN TECHNIQUES FOR A BRA, CORSET AND KNICKER - ADAPTING BASIC BLOCKS INTO THESE LINGERIE STYLES. STUDENTS WILL THEN BE GIVEN PREVIOUSLY DEVELOPED STANDARD PATTERNS TO SEW THESE GARMENTS USING CORRECT LINGERIE SEWING APPLICATIONS.

STUDENTS WILL BE GUIDED IN THE APPROPRIATE FABRICATIONS USED IN LINGERIE AND ADD THEIR OWN DESIGN INFLUENCE THROUGH THE USE OF FABRICATIONS AND TRIMS.

STUDENTS WILL LEARN

- DESIGNING RETAIL RELEVANT LINGERIE
- DEVELOPING CLOSE FITTING GARMENTS
- SEWING WITH SHEER FABRICS
- SEWING LACE TRIMS
- ELASTIC APPLICATIONS
- APPLYING UNDERWIRE TO BRA CUPS

SPECIALIZED PRINCIPLES

EVENINGWEAR

THE EVENINGWEAR COURSE COVERS PATTERN ADAPTATIONS AND GARMENT CONSTRUCTION TECHNIQUES SPECIFIC TO EVENINGWEAR. STUDENTS WILL BE GUIDED THROUGH CORSETRY PRINCIPLES AND EXPLORE VARIATIONS IN CORSET DESIGNS

BEFORE MOVING ON TO DIFFERENT SKIRT SHAPES AND ADAPTATIONS INCLUDING FULL CIRCLE, FIT AND FLARE AS WELL AS A GATHERED SKIRT. WHEN STUDENTS HAVE A FULL UNDERSTANDING OF THESE PATTERN ADAPTATIONS, STUDENTS WILL THEN BE GUIDED THROUGH THE CORRECT PATTERN CUTTING AND LAYING TECHNIQUES, AND THE CORRECT CONSTRUCTION TECHNIQUES FOR EVENINGWEAR DESIGN.



STUDENTS WILL LEARN

- CORSET BLOCKS
- BIAS CUT DRESS PATTERNS
- PETTICOAT DESIGNS
- BEADING MASTERCLASS

R3000

SPECIALIZED PRINCIPLES

TAILORING

IN THE TAILORING COURSE, STUDENTS WILL APPLY SPECIFIC PATTERN DESIGN TECHNIQUES, AND BE GIVEN THE STANDARD PATTERN TO CONSTRUCT A FULLY LINED TAILORED JACKET IN FABRIC OF THEIR CHOICE USING TAILORING GARMENT CONSTRUCTION APPLICATIONS. STUDENTS WILL LEARN IMPORTANT PATTERN MAKING TOOLS, SUCH AS ENLARGING THE BLOCK AND THEN ADAPTING IT INTO A TAILORED JACKET PATTERN WITH A SIDE BODY. MOVING ON FROM THE PATTERN ADAPTATIONS, STUDENTS WILL THEN BE GUIDED THROUGH THE ESSENTIALS OF INTERLININGS AND FUSINGS - THE STRUCTURE OF WHICH OFFERS TAILORING ITS ALL IMPORTANT FIT.



STUDENTS WILL LEARN:

- WELT POCKETS
- JET POCKETS
- VENTS
- TWO-PIECE SLEEVE
- DIFFERENT FUSING METHODS

R3000

MENSWEAR

STUDENTS WILL COVER AN OVERVIEW OF MENSWEAR PATTERN AND GARMENT CONSTRUCTION PRINCIPLES WITHIN THIS COURSE, FOCUS IS PLACED ON SHIRTS, WAISTCOATS AS WELL AS TROUSERS. IT IS RECOMMENDED THAT CANDIDATES POTENTIALLY PURSUE THE TAILORING SHORT COURSE MODULE IN ADDITION TO THIS COURSE. THE ADDITION OF THE TAILORING MODULE WILL ENABLE THE CANDIDATE TO COMPLETE A MENS TAILORED JACKET IN ADDITION TO THE COMPONENTS ACHIEVED IN THE MENSWEAR COURSE



STUDENTS WILL LEARN

- MENSWEAR SHIRT
- WAISTCOAT
- MENSWEAR TROUSER
- EXPLORATION OF MENSWEAR PATTERN BLOCKS

R4500

SPECIALIZED PRINCIPLES

ACTIVE & LOUNGEWEAR

IN THIS 8 WEEK COURSE, STUDENTS WILL BE INTRODUCED TO THE PRINCIPLES OF ACTIVEWEAR. THE COURSE COVERS PATTERN ADAPTATIONS, GARMENT CONSTRUCTION TECHNIQUES AND SPECIALISED FABRICATIONS SPECIFIC TO ACTIVEWEAR. FOCUS IS PLACED ON THE PATTERN MAKING AND GARMENT CONSTRUCTION OF ACTIVEWEAR ESSENTIALS - GYM LEGGINGS, A TANK TOP, A HOODIE, AND TRACKSUIT PANTS. STUDENTS WILL ALSO BE INTRODUCED TO THE SPECIALISED FABRICATIONS USED WITHIN ACTIVEWEAR. IT IS RECOMMENDED THAT CANDIDATES PURSUING THIS COURSE SHOULD HAVE ADVANCED KNOWLEDGE IN PATTERN ADAPTATION, GARMENT CONSTRUCTION AND SPECIALISED FABRICATIONS.

STUDENTS WILL LEARN:

- GYM LEGGINGS
- TANK TOP
- HOODIE
- TRACKSUIT

R2500



RULES & REGULATIONS

- PAYMENT OF THE COURSE REGISTRATION FEE IS TO BE PAID AT TIME OF REGISTERING. ONLY ONCE SUCH FEE HAS BEEN PAID WILL THE STUDENTS PLACE WITHIN THE COURSE BE CONFIRMED.
- PAYMENT FOR A SHORT COURSE IS TO BE PAID ON OR BEFORE THE PRESCRIBED DATES, UNLESS THE STUDENT HAS MADE PRIOR ARRANGEMENT WITH MANAGEMENT.
- CTCFD'S SHORT COURSES ARE NOT REGISTERED, THE CERTIFICATE ACHIEVED DOES NOT HOLD ACADEMIC VALUE AND ARE NOT CREDIT BEARING.
- THE STUDENT WILL RECEIVE A CERTIFICATE OF COMPLETION UPON THE SUBMISSION OF THE PRESCRIBED ASSESSMENT. THESE ASSESSMENTS MUST MEET THE MINIMUM REQUIREMENTS ACCORDING TO THE PRESCRIBED CRITERIA.
- STUDENTS ARE TO ARRIVE ON TIME FOR EACH SHORT COURSE THEY ARE COMPLETING FOR STUDENTS SAFETY, DOORS WILL BE CLOSED 15 MINUTES AFTER THE CLASS HAS COMMENCED AND THERE IS NO GUARANTEE THAT THE STUDENT WILL BE ABLE TO ENTER THE PREMISES AFTER THIS TIME.
- STUDENTS ARE TO ADVISE THE FACILITATOR IF THEY WILL NOT BE ATTENDING THE CLASS PRIOR TO THE COMMENCEMENT OF THE CLASS.
- IF A COURSE IS CANCELLED BY CTCFD, ALL FEES WILL BE REFUNDED TO THE STUDENT..
- SHOULD A STUDENT BE UNABLE TO CONTINUE ATTENDING A COURSE FOR ANY REASON, THE FULL COURSE FEE IS STILL DUE FOR PAYMENT. THE STUDENT IS HOWEVER, ABLE TO TRANSFER THOSE FEES TO ANOTHER MODULE, OR WILL BE ABLE TO PICK UP THE COURSE IN THE NEXT SEMESTER.
- THE LANGUAGE OF RECRUITMENT, ADMISSION, ADMINISTRATION, FACILITATION, LEARNING & ASSESSMENT AT CTCFD IS IN ENGLISH.
- BURSARIES ARE NOT AVAILABLE FOR SHORT COURSES.

BANKING DETAILS

CAPE TOWN COLLEGE OF
FASHION DESIGN

ABSA BANK

BR CODE: 632005

ACCOUNT NO: 4058836687

REF: NAME & MODULE CODE

021 227 0727

WWW.CTCFD.CO.ZA

SHORTCOURSES@CTCFD.CO.ZA